


How to determine your correct RSS feed URL for your blog.

Article Number: 30 | Last Updated: Mon, Oct 13, 2014 at 2:43 PM


How to determine your correct RSS feed URL for your blog



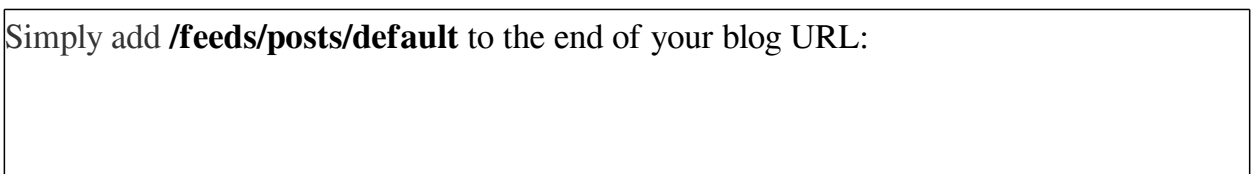
Here are the feed URL formats for the following blog providers:



1. Google Blogger (Blogspot)



Simply add **/feeds/posts/default** to the end of your blog URL:



For Example

<https://carolmarine.blogspot.com/feeds/posts/default>

2. FineArtStudiosOnline.com

For FASO blogs, you need to go to your blog and click on the **Follow this blog** link directly below the square orange and white button in the upper left hand corner of your blog.




This will take you to a new page, which is your feed. Select and copy the URL in your browser's address field. This is the feed URL to paste or enter into DPW.

The feed URL will look something like:

`https://data.fineartstudioonline.com/rssfeed
.asp?id=6064`

3. Wordpress



Posted - Tue, Jun 14, 2011 at 7:17 AM. This article has been viewed 34221 times.

Online URL: <https://help.dailypaintworks.com/knowledgebase/article.php?id=30>